

Daikin Split Systems

Ducted and Duct-Free Solutions for
all your Construction Needs

HEAT PUMP
INVERTER
R-410A




The Daikin Difference

With passion and precision, Daikin is redefining how the world thinks about air conditioning.

Daikin Split Systems are a perfect fit for residential applications and are also used extensively in schools, universities, hospitals, nursing homes, hotels, office buildings, data rooms or churches and a multitude of other light commercial applications.

- **Performance worldwide.** Daikin has sold millions of systems in more than 45 countries, with the average system consistently up and running nearly 20 years after installation.
- **The reliability** of a single supplier. Recognized by technicians and customers worldwide for its outstanding service and support.
- **Revolutionary technology** for precise temperature control that constantly readjusts itself to the environment and changing occupancy.
- All Daikin AC systems employ **inverter “variable speed” compressors** and non-ozone depletion potential **R-410A** refrigerant,* also optimizing energy conservation.
- **Advanced Multi-Split Systems** allowing up to 115 possible combinations with ducted or duct-free fan coils.
- **Absolute Comfort®** — now available at every stage. Along with their technological and aesthetic sophistication, Daikin systems are backed by one of the best warranties in the industry.






R-410A

*The ozone depletion potential (ODP) of zero for R-410A is lower than the ODP of 0.05 for R-22.













A Powerful Product Portfolio

Quaternity




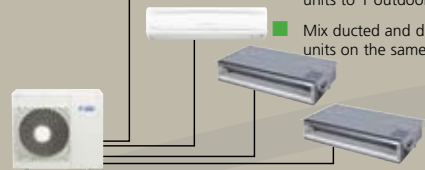







9,000	12,000	15,000	Standard Limited Warranty
FTXG09HVJU  RXG09HVJU SEER 22/HSPF 11	FTXG12HVJU  RXG12HVJU SEER 22/HSPF 10.55	FTXG15HVJU  RXG15HVJU SEER 21/HSPF 10	Limited Labor: 1 year Parts: 5 years Compressor: 7 years



Single Split

BTU/H	9,000	12,000	15,000	18,000	24,000	Standard Limited Warranty
Wall mounted units Standard Efficiency	FTXS09HVJU  RX09FAVJU SEER 13/HSPF 7.7	FTXS12HVJU  RX12FAVJU SEER 13/HSPF 7.7	FTXS15HVJU  RX15FVJU SEER 13/HSPF 7.7	FTXS18HVJU  RX18FVJU SEER 13/HSPF 7.7	FTXS24HVJU  RX24FVJU SEER 13/HSPF 7.7	Limited Labor: 0 year Parts: 2 years Compressor: 6 years
Wall mounted units High Efficiency	FTXS09HVJU  RXS09DAVJU SEER 16/HSPF 8.8	FTXS12HVJU  RXS12DAVJU SEER 16/HSPF 8.8	FTXS15HVJU  RXS15DVJU SEER 17/HSPF 10.1	FTXS18HVJU  RXS18DVJU SEER 16.3/HSPF 9.1	FTXS24HVJU  RXS24DVJU SEER 15/HSPF 9.2	Limited Labor: 1 year Parts: 5 years Compressor: 7 years
Slim Duct Built-in Standard Efficiency	FDXS09DVJU  RXS09DAVJU SEER 13/HSPF 7.7	FDXS12DVJU  RXS12DAVJU SEER 13/HSPF 7.7				Limited Labor: 1 year Parts: 5 years Compressor: 7 years

Multi Split

	9,000	12,000	15,000	18,000	Standard Limited Warranty
2:1 System  2MXS18GVJU	CTXS09HVJU  FDXS09DVJU 				Connect between 2 and 4 indoor units to 1 outdoor unit Mix ducted and duct-free fan coil units on the same system Limited Labor: 1 year Parts: 5 years Compressor: 7 years
Up to 4:1 System  4MXS32GVJU	CTXS09HVJU  FDXS09DVJU 	CTXS12HVJU  FDXS12DVJU 	FTXS15HVJU 	FTXS18HVJU 	



For each Single Split and Multi-Split Indoor unit, a wireless remote controller (type ARC433 or ARC452) is supplied as standard. An optional wired controller is also available (BRC944B2_A08).

SkyAir Systems

BTU/H	18,000	24,000	30,000	36,000	42,000	Standard Limited Warranty
Wall mounted unit	FAQ18PVJU 	FAQ24PVJU 	FTXS30HVJU 	FTXS36HVJU 		Limited Labor: 1 year Parts: 1 year Compressor: 6 years
4-way ceiling mounted cassette unit	FCQ18PVJU 	FCQ24PVJU 	FCQ30PVJU 	FCQ36MVJU 	FCQ42MVJU 	
Ceiling suspended unit	FHQ18PVJU 	FCQ24PVJU 	FCQ30PVJU 	FHQ36MVJU 	FHQ42MVJU 	
Outdoor unit SEER 13 HSPF 7.7	RZQ18PVJU 	RZQ24PVJU 	RZQ30PVJU 	RZQ36MVJU 	RZQ42MVJU 	
Outdoor unit (For use with FTXS only)			RXS30HVJU  SEER 17/HSPF 8.3	RXS36HVJU  SEER 16.2/HSPF 8.3		



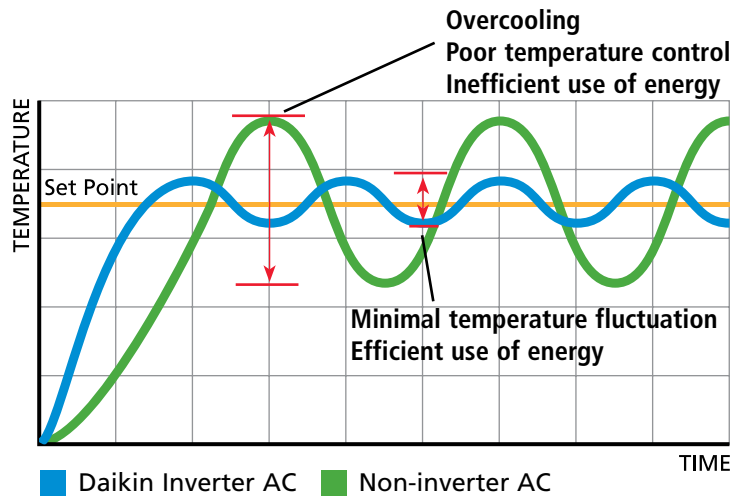
Standard 7-Day Programmable Controller (except FTXS models)

Intelligent to the Core

Daikin develops and optimizes every component within our unique system, making sure each element works flawlessly with the next. Optimal performance is delivered from the time a project begins to the moment of experiencing Absolute Comfort. We use the most up-to-date technology to build products that not only elevate the level of high performance but are equipped with advanced built-in intelligence and flexibility.

What is it?

- Inverter technology can be compared to the technology in a car: “The harder you push the accelerator, the faster you go.”
- An inverter unit will gradually increase the compressor speed based on the capacity needed to cool down or heat up the room.
- A system without inverter technology can be compared to turning on or off a lamp. Turning on this type of unit will start to run on full load.




Advantages of the inverter technology

- The system operates at the required capacity, delivering the amount of cooling or heating to maintain the desired comfort condition.
- Start-up time is reduced by one-third (compared to normal on/off units).
- Avoids cycling operation of the compressor, thus reduced costly current (amp) peaks.
- Minimizes temperature fluctuations.
- Reduces the energy consumption by one-third (compared to normal on/off units).

The Comfort of Choice


A wide range of indoor units allows for flexible installation. There is always a solution to fit any space, anytime.



FTXG



FTXS/CTXS



FDXS



FCQ



FAQ



FHQ

Smart installation

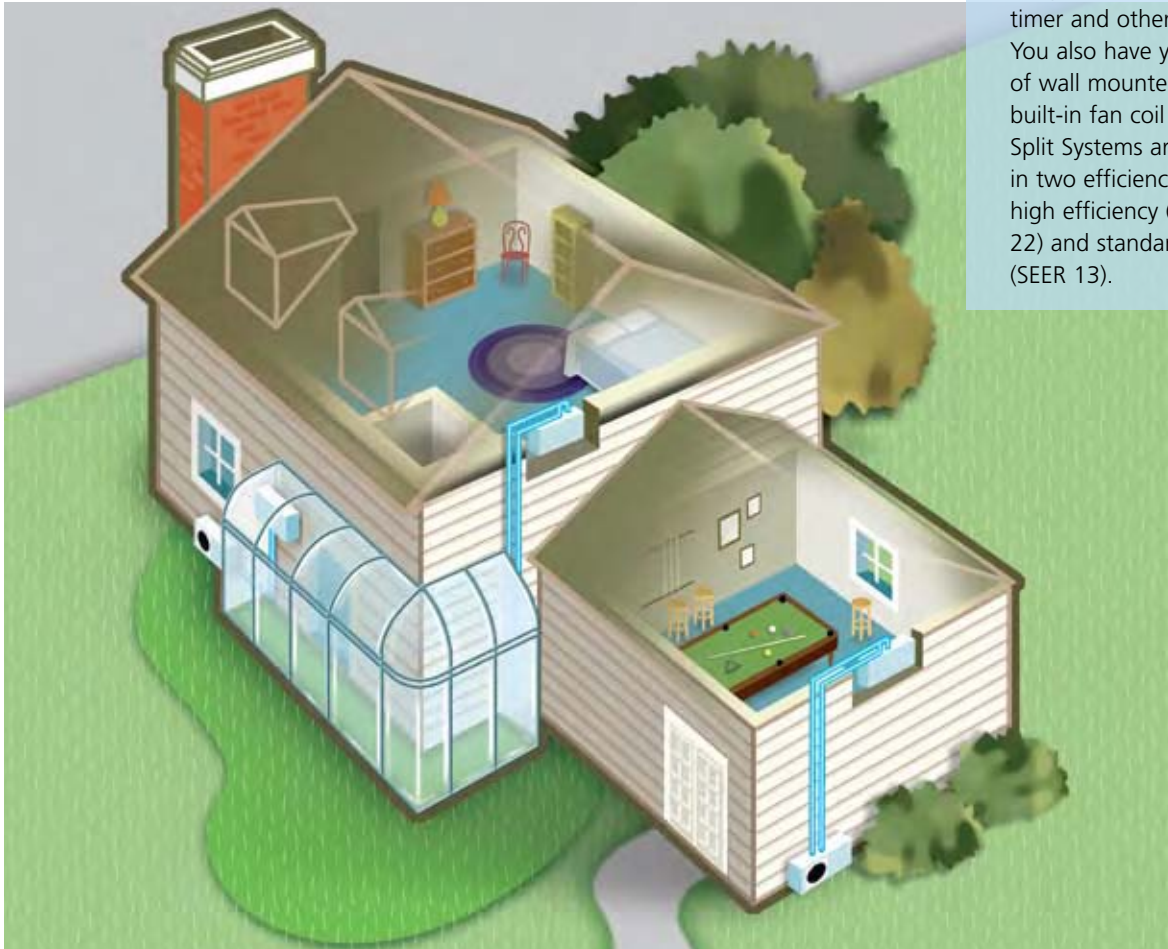
Instead of noisy compressors and large ductwork, Daikin uses a small, easily hidden outdoor unit and an easily connected pair of cooling lines. These lines open into a small three-inch opening through a wall or ceiling, connecting to an indoor unit.

Long piping run

The piping length varies according to the models. The maximum single longest line is 230 ft. for a maximum height difference of 164 ft.

The Luxury of Choice.

Single Split Systems



Whether planning an add-on or new construction, Daikin Single Split Systems will keep you comfortable. Wireless remote controllers are standard on all of our models and include temperature control, a timer and other functions. You also have your choice of wall mounted or slim built-in fan coil units. Single Split Systems are available in two efficiency ratings: high efficiency (up to SEER 22) and standard efficiency (SEER 13).

Multi-Split Systems

Daikin's new generation 2-port and 4-port Multi-Split Systems are able to serve 2, 3 or 4 zones (rooms) from one of 115 possible combinations. Choices include: all wall mount units, all slim duct units or a combination of both. With energy efficiency up to SEER 19.5 and HSPF 9.5, these systems will enhance the comfort of any home and also be easier on the electric bills.



Comfort Within Your Reach

Home Leave Operation

With the FTXS/CTXS systems, you have the ability to record a favorite set temperature and air flow rate. The best part is retrieving them by a simple push of the HOME LEAVE button on your remote controller.

Another great advantage of this feature is its energy-savings mode. When sleeping or out of the house, speed can be set to its lowest setting, or set the temperature 3-5°F higher (cooling) or lower (heating) than normal.

Every day before leaving the house or going to bed...

1. Push the "HOME LEAVE" button and the air conditioner will adjust capacity to reach the selected preset temperature.
2. When you return or wake up, you will be welcomed by a comfortably air conditioned room.
3. Push the "HOME LEAVE" button to retrieve the initial setting.



Night-Set Mode

Knows when you are sleeping, and gently raises or lowers the temperature just before the air conditioner stops.



Home Leave Operation



Wide-Angle Louvers

Gives you the widest airflow possible, no matter where the unit's located.



Optional

BRC944B2_A08 Wired Remote Controller Features

Start / Stop
Operation Mode
Temperature Setting (18 - 32 °C, 64 - 90 °F)
One Time / Daily Timer
Fahrenheit or Celcius Temperature Display
Fan Speed
Airflow Direction

* This wired remote controller can be used in conjunction with the factory supplied Wireless Controller for full access to the other applicable system features (such as Intelligent Eye, Night Set-Back etc.)

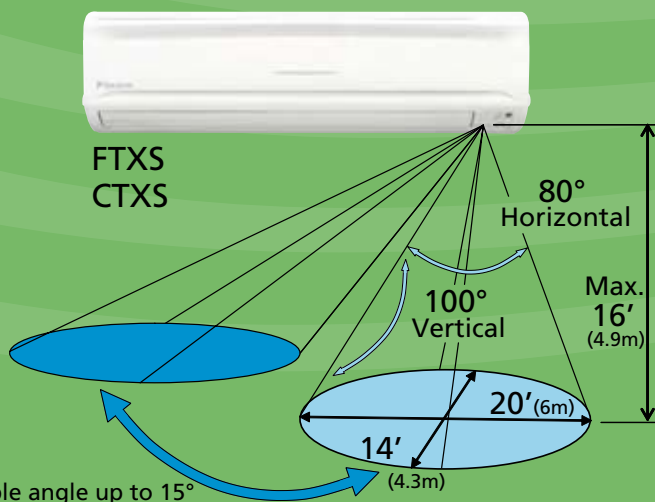


Intelligent Eye



Intelligent Eye

The Intelligent Eye is an infrared sensor with the ability to sense human movement in a room. When you are in the room, the air conditioner operates normally. If you leave the room for more than 20 minutes, the air conditioner automatically sets back the temperature by 3°F to reduce power consumption up to 20% in cooling mode and 30% in heating mode.



Priority Room Setting (for Multi-Split systems only)

The indoor unit for which Priority Room Setting is applied takes priority in the following cases:

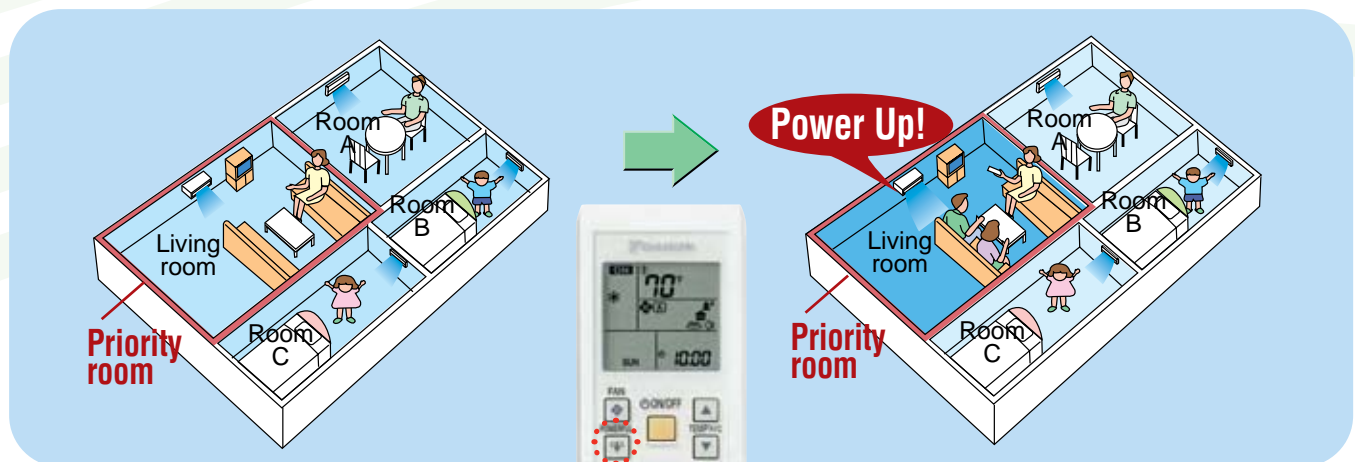
- **Operation Mode Priority.** The operation mode of the indoor unit which is set for priority room setting takes priority. The user can select a different operation mode from other rooms. However, these units enter standby mode until the priority room unit stops operating.
- **Priority during powerful operation.** If the indoor unit which is set for Priority Room Setting is operating at powerful mode, the capabilities of other indoor units will be somewhat reduced. Power supply gives priority to the indoor unit which is set for Priority Room Setting.
- **Quiet operation priority.** Setting the indoor unit to quiet operation will make the outdoor unit run quietly.

NOTE: To use Priority Room Setting, initial settings must be made when the unit is installed. Setting it in the guest or living room is convenient.



Priority setting with inverter Powerful operation

- When Inverter Powerful Operation is selected in the priority room, the indoor unit capacity in the priority room is increased by shifting capacity from units in other rooms. After 20 minutes, all units automatically return to their original settings.



- **Priority setting with Outdoor Unit Quiet Operation.** Priority-Room Setting also allows Outdoor Unit Operation to be selected by one command* from the priority room.

* If Priority-Room Setting has not been set, the Outdoor Unit Quiet Operation button must be pushed on the wireless remote controller of all indoor units operating at that time.

Single Split Systems

Wall Mounted Indoor Units

Controllers (Options)

Central Remote Controller	DCS302C71
Unified On/Off Controller	DCS301C71
Schedule Timer	DST301BA61
Interface Adaptor for DIII-NET use	KRP928B2S
Wired Remote Controller	BRC944B2_A08



FTXS/CTXS Wall-Mounted Units

- Movement sensor automatically saves power consumption in unoccupied rooms
- Long piping length
- Set back operation
- Flat panel design is easy to clean
- Low ambient operation
- Air purification filter with photocatalytic deodorizing function
- Powerful mode can be selected for rapid cooling and/or heating



Combination of RXS15DVJU and FTXS15HVJU is Energy Star rated

Indoor Units — Wall Mounted Units

Model		FTXS09HVJU	FTXS12HVJU	FTXS15HVJU	FTXS18HVJU	FTXS24HVJU
Refrigerant		R-410A	R-410A	R-410A	R-410A	R-410A
Front Panel Color		Off-White	Off-White	Off-White	Off-White	Off-White
When connected to RX Models	Cooling Capacity (min. - nom. - max.)	Btu/h 5,100/8,500/8,500	5,500/11,500/11,500	6,800/15,000/15,000	6,800/18,000/18,000	7,500/22,000/22,000
	Heating Capacity (min. - nom. - max.)	Btu/h 5,100/10,000/10,000	5,500/11,500/11,500	6,800/18,000/21,200	6,800/21,600/24,000	7,500/24,000/25,400
When connected to RXS Models	Cooling Capacity (min. - nom. - max.)	Btu/h 4,400/8,500/9,500	4,800/11,500/11,500	3,200/15,000/15,000	3,200/18,000/18,000	3,200/22,000/22,000
	Heating Capacity (min. - nom. - max.)	Btu/h 4,400/10,000/11,000	4,800/11,500/11,500	3,200/18,000/21,200	3,200/21,600/24,000	3,200/24,000/25,400
	Moisture Removal	Pt/h 2.3	3.2	3.4	4.3	6.3
	Airflow-Wet (H/M/L)	cfm 246/197/148	242/195/148	519/436/353	549/476/402	536/473/409
	Airflow-Dry (H/M/L)	cfm 253/220/187	286/237/187	515/459/402	609/529/448	586/532/477
	Sound Pressure Level - Cooling (H/M/L)	dB(a) 38/32/25	40/33/26	45/41/36	45/41/36	46/42/37
	Sound Pressure Level - Heating (H/M/L)	dB(a) 38/33/28	39/34/29	44/40/35	44/40/35	46/42/37
	Condensate Drain Connection (O.D.)	in. ϕ 11/16	ϕ 11/16	ϕ 11/16	ϕ 11/16	ϕ 11/16
	Dimensions (H x W x D)	in. \leftarrow 10 3/4 x 30 7/8 x 7 11/16 \rightarrow		in. \leftarrow 11 7/16 x 41 5/16 x 9 3/8 \rightarrow		
	Weight	lbs. 16.6	16.6	26.5	26.5	26.5
	Wireless Remote Controller (standard)	ARC452A7	ARC452A7	ARC452A9	ARC452A9	ARC452A9
	Wired Remote Controller (optional) with 26 ft. cable	BRC944B2_A08	BRC944B2_A08	BRC944B2_A08	BRC944B2_A08	BRC944B2_A08
	Optional Condensate Pump	DACA-CP1-1	DACA-CP1-1	DACA-CP1-1	DACA-CP1-1	DACA-CP1-1

Outdoor Units



RX/RXS



- Outdoor unit with sound set back
- R-410A precharged for piping length up to 33 ft.
- Reliable and unique Daikin Swing Compressor
- Compact and lightweight design

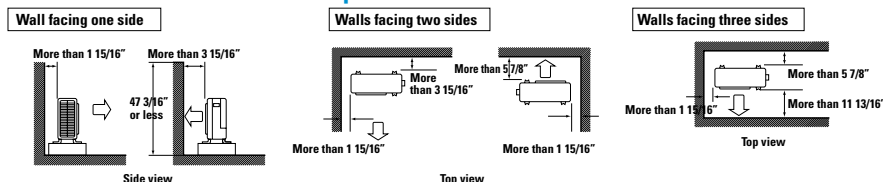
Outdoor Units - Standard Efficiency

Model		RX09FAVJU	RX12FAVJU	RX15FVJU	RX18FVJU	RX24FVJU
Capacity	Btu/h	9,000	12,000	15,000	18,000	24,000
Casing Color		Ivory White	Ivory White	Ivory White	Ivory White	Ivory White
Power Source		1ph 208/230V 60Hz	1ph 208/230V 60Hz	1ph 208/230V 60Hz	1ph 208/230V 60Hz	1ph 208/230V 60Hz
Max. Fuse Size	Amps	15	15	20	20	20
Compressor Type		← Hermetically sealed swing type compressor →				
Compressor Motor Output	W	600	600	1,500	1,500	1,900
Energy Efficiency	SEER	13	13	13	13	13
Energy Efficiency	HSPF	7.7	7.7	7.7	7.7	7.7
Power Consumption-Cooling	W	810	1,310	1,320	1,710	2,555
Power Consumption-Heating	W	1,080	1,060	1,690	2,160	2,805
Operating Current-Cooling	A	4.38	5.87	5.83	7.49	11.15
Operating Current-Heating	A	5.03	5.02	7.4	9.4	12.23
Sound Pressure Level (cooling/heating)	dB(A)	48/49	49/51	51/51	51/51	54/54
Dimensions (H x W x D)	in.	← 21 5/8 x 30 1/8 x 11 1/4 →		← 28 15/16 x 32 1/2 x 11 13/16 →		
Weight	lbs.	74	80	117	117	121
Operating Range-Cooling (outdoor-db)	°F	14-115	14-115	14-115	14-115	14-115
Operating Range-Heating (outdoor-db)	°F	5-77	5-77	5-77	5-77	5-77
Pipe Connections-Liquid (flare type)	in.	ϕ 1/4	ϕ 1/4	ϕ 1/4	ϕ 1/4	ϕ 1/4
Pipe Connections-Gas (flare type)	in.	ϕ 3/8	ϕ 3/8	ϕ 1/2	ϕ 1/2	ϕ 5/8
Refrigerant Charge	lbs.	1.76	2.2	3.75	3.75	3.75
Piping Length (no add'l refrigerant)	ft.	33	33	33	33	33
Max. Height Difference	ft.	49	49	66	66	66
Refrigerant		R-410A	R-410A	R-410A	R-410A	R-410A

Outdoor Units - High Efficiency


Model		RXS09DAVJU	RXS12DAVJU	RXS15DVJU	RXS18DVJU	RXS24DVJU
Capacity	Btu/h	9,000	12,000	15,000	18,000	24,000
Casing Color		Ivory White	Ivory White	Ivory White	Ivory White	Ivory White
Power Source		1ph 208/230V 60Hz	1ph 208/230V 60Hz	1ph 208/230V 60Hz	1ph 208/230V 60Hz	1ph 208/230V 60Hz
Max. Fuse Size	Amps	15	15	20	20	20
Compressor Type		← Hermetically sealed swing type compressor →				
Compressor Motor Output	W	600	600	1,500	1,500	1,900
Energy Efficiency	SEER	16.0	16.0	17.0	16.3	15.0
Energy Efficiency	HSPF	8.8	8.8	10.1	9.1	9.2
Power Consumption-Cooling	W	730	1,190	1,190	1,550	2,315
Power Consumption-Heating	W	1,030	960	1,530	1,960	2,545
Operating Current-Cooling	A	3.93	5.33	5.3	6.79	10.1
Operating Current-Heating	A	4.8	4.6	6.7	8.5	11.1
Sound Pressure Level (cooling/heating)	dB(A)	48/49	49/51	51/51	51/51	54/54
Dimensions (H x W x D)	in.	← 21 5/8 x 30 1/8 x 11 1/4 →		← 28 15/16 x 32 1/2 x 11 13/16 →		
Weight	lbs.	74	80	117	117	121
Operating Range-Cooling	outdoor °F DB	14-115	14-115	14-115	14-115	14-115
Operating Range-Cooling (with optional wind baffle)	outdoor °F DB	0-115	0-115	0-115	0-115	0-115
Operating Range-Heating	outdoor °F DB	5-77	5-77	5-77	5-77	5-77
Operating Range-Heating (with optional wind baffle)	outdoor °F DB	0-77	0-77	0-77	0-77	0-77
Pipe Connections-Liquid (flare type)	in.	ϕ 1/4	ϕ 1/4	ϕ 1/4	ϕ 1/4	ϕ 1/4
Pipe Connections-Gas (flare type)	in.	ϕ 3/8	ϕ 3/8	ϕ 1/2	ϕ 1/2	ϕ 5/8
Refrigerant Charge	lbs.	1.76	2.2	3.75	3.75	3.75
Max. Piping Length	ft.	65	65	98	98	98
Piping Length (no add'l refrigerant)	ft.	33	33	33	33	33
Max. Height Difference	ft.	49	49	66	66	66
Refrigerant		R-410A	R-410A	R-410A	R-410A	R-410A

RXS09/RXS12 installation space



Single Split Systems

Slim Duct Built-in Indoor Units



FDXS

ARC

FDXS Slim Duct Built-In Units

- Low profile (less than 8" height)
- Low sound level
- External Static Pressure up to 0.12"
- Bottom or rear suction
- Home-leave temperature set-back operation
- Powerful mode – rapid cooling or heating



Controllers (Options)

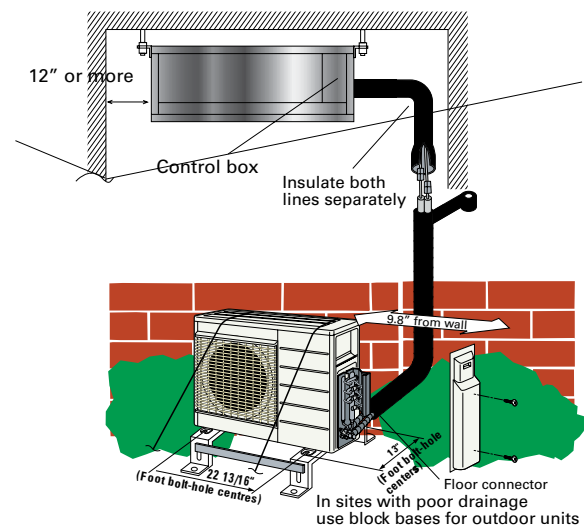
Central Remote Controller	DCS302C71
Unified On/Off Controller	DCS301C71
Schedule Timer	DST301BA61
Interface Adaptor for DIII-NET use	KRP928B2S
Wired Remote Controller	BRC944B2_A08

Indoor Units — Slim Duct Built-In Units

Model	FDXS09DVJU	FDXS12DVJU
Refrigerant	R-410A	R-410A
Cooling Capacity Min. - Nom. - Max.	Btu/h 4,400/8,500/8,500	4,800/11,500/11,500
Heating Capacity Min. - Nom. - Max.	Btu/h 4,400/10,000/10,000	4,800/11,500/11,500
Energy Efficiency	SEER 13.0	13.0
Energy Efficiency	HSPF 7.7	7.7
Moisture Removal	Pt/h 2.5	4
Airflow-Dry and Wet H/M/L	cfm 305-280-260	305-280-260
Sound Pressure-Cooling H/M/L	dB(a) 35/33/31	35/33/31
Sound Pressure-Heating H/M/L	dB(a) 35/33/31	35/33/31
Condensate Drain Connection O.D.	in. ϕ 1-1/32	ϕ 1-1/32
Dimensions (H x W x D)	in. \leftarrow 7 7/8 x 27 9/16 x 24 7/16 \rightarrow	
Weight	lbs. 47	47
Wireless Remote Controller (standard)	ARC433A63	ARC433A63
Wired Remote Controller (optional) with 26 ft. cable	BRC944B2_A08	BRC944B2_A08
Optional Condensate Pump	DACA-CP1-1	DACA-CP1-1

Outdoor Units

Model	RXS09DAVJU	RXS12DAVJU
Capacity	Btu/h 9,000	12,000
Casing Color	Ivory White	Ivory White
Power Source	1ph 208/230V 60Hz	1ph 208/230V 60Hz
Max. Fuse Size	Amps 15	15
Compressor Type	Hermetically sealed swing type compressor	
Compressor Motor Output	W 600	600
Power Consumption-Cooling	W 730	1,310
Power Consumption-Heating	W 1,030	1,060
Operating Current-Cooling	A 3.7	5.4
Operating Current-Heating	A 4.1	4.1
Sound Pressure Level (cooling/heating)	dB(A) 48/49	49/51
Dimensions (H x W x D)	in. \leftarrow 21 5/8 x 30 1/8 x 11 1/4 \rightarrow	
Weight	lbs. 74	80
Operating Range-Cooling (outdoor-db)	$^{\circ}$ F 14-115	14-115
Operating Range-Cooling (outdoor-db) (with optional wind baffle)	$^{\circ}$ F 0-115	0-115
Operating Range-Heating (outdoor-db)	$^{\circ}$ F 5-77	5-77
Operating Range-Heating (outdoor-db) (with optional wind baffle)	$^{\circ}$ F 0-77	0-77
Pipe Connections-Liquid (flare type)	in. ϕ 1/4	ϕ 1/4
Pipe Connections-Gas (flare type)	in. ϕ 3/8	ϕ 3/8
Refrigerant Charge	lbs. 1.76	2.2
Max. Piping Length	ft. 65	65
Piping Length (no add'l refrigerant)	ft. 33	33
Max. Height Difference	ft. 49	49
Refrigerant	R-410A	R-410A



DACA-CP1-1
(Optional condensate pump)

Simple Installation

At Daikin, we're not just concerned with how comfortable the air conditioner makes you feel — but how comfortable you feel about the air conditioner itself. Instead of large condensing units with noisy compressors and large duct work, Daikin systems are comprised of small, easily located outdoor units and a connected pair of refrigerant lines. These lines slide into a small 3-inch opening through a wall or ceiling connecting to a wall-mounted or a slim built-in indoor unit.

There are few electrical connections to make, so your contractor can install your system in a minimal amount of time — in many cases, on average, in a single day's work. The compact and lightweight design, combined with the long, flexible piping and wiring, make installation a snap.



Quaternity incorporates **extensive technological innovations** giving features and benefits that deliver a solution significantly superior to a traditional “mini split” system. The system delivers **one of the highest efficiencies** on the market, with added features such as being able to **set and monitor relative humidity**, an integrated **air cleaner** module, and an excellent range of cooling and heating capacities. Quaternity represents a solution offering **complete peace of mind**.




FTXG



RXG



ARC



Quaternity units are ARI 210/240 performance certified and have earned the Energy Star label

Dehumidifying Function

Set your preferred humidity set-point for your optimum comfort and Quaternity will do the rest.

Cleaner Air

Daikin's advanced Flash Streamer air purifying unit effectively eliminates all unpleasant odors, such as cooking odors, pet odors, cigarette smoke, allergens, viruses and bacteria.

User Friendly

Take advantage of the simple to use Wireless Remote Controller and abundance of functions to set your Quaternity System exactly to your liking.

Energy Savings

Operate Quaternity with the comfort of knowing its INVERTER compressor and innovative technology is one of the most energy efficient systems available on the market today.

Industry First!

Heat pump systems have evolved in recent times and now provide an effective solution for cooling and heating, giving you the ability to control the temperature all year round.

There is more than just a pleasant temperature needed to enjoy a comfortable indoor climate. Precise adjustment of the humidity level in a room is also of prime importance. However, this has not been possible with conventional air conditioners.

Until now ...

Daikin's new Quaternity split air conditioning unit, with its unique system, can dehumidify and purify the indoor air all at the same time. The ideal solution for ideal living comfort in all seasons. Perfect, just the way you like it.



Quaternity received the distinguished “Good Design Award”, the unique evaluation criterion for industrial design in Japan. Daikin, on various occasions, has also been commended for applying innovative technology in its air purifiers: the UK Allergy Certificate and the Daikin TÜV Award confirm the efficiency of the appliances.



- Up to SEER 22 and EER 15.8, one of the highest energy efficiencies in the market
- Ability to dehumidify to a relative humidity set-point (RH%)
- “Flash Streamer” air cleaner for improved IAQ
- Simple to use wireless infra-red remote controller shows ambient temperature and room temperature
- Comfort and sound set-back ability
- Quiet operation
- Excellent delivered capacity

Quaternity Indoor Units - FTXG_HVJU Wall Mounted Units.
For use with RXG_HVJU Models

Model		FTXG09HVJU	FTXG12HVJU	FTXG15HVJU
Cooling Capacity (min. - nom. - max.)	Btu/h	5,300 - 9000 - 12,300	5,300 - 12,000 - 15,700	5,300 - 15,000 - 18,000
Heating Capacity (min. - nom. - max.)	Btu/h	4,400 - 12,000 - 18,000	4,400 - 16,000 - 19,100	4,400 - 18,000 - 21,200
Heating Capacity at 17 °F	Btu/h	8,100	10,800	12,200
Moisture Removal	Pt/h	3.38	4.86	5.92
Airflow - Dry	cfm	438	470	494
Sound Pressure Level - Cooling (H/M/L)	dB(A)	42/33/26	43/35/27	45/37/29
Sound Pressure Level - Heating (H/M/L)	dB(A)	42/35/28	43/36/29	44/38/31
Piping Connections	Liquid (O.D.)	in. ϕ 1/4	ϕ 1/4	ϕ 1/4
	Gas (O.D.)	in. ϕ 3/8	ϕ 3/8	ϕ 3/8
	Condensate (O.D.)	in. ϕ 11/16	ϕ 11/16	ϕ 11/16
Dimensions (H x W x D)	in.	← 12 x 35 1/32 x 8 7/32 →		
Weight	lbs.	31	31	31
Wireless Remote Controller (standard)		ARC447A3	ARC447A3	ARC447A3
Optional Condensate Pump		DACA-CP1-1	DACA-CP1-1	DACA-CP1-1

Quaternity Outdoor Units - RXG_HVJU
For use with the FTXG_HVJU Models

Model		RXG09HVJU	RXG12HVJU	RXG15HVJU
Compressor Type		← Hermetically sealed swing type compressor →		
Max. Fuse Size	Amps	15	15	15
Energy Efficiency	SEER	22	22	21
Energy Efficiency	EER	15.8	14	12.9
Energy Efficiency	HSPF	11	10.55	10
Energy Efficiency	COP	4.51	4.04	3.99
Power Consumption - Cooling	W	570	860	1,160
Power Consumption - Heating	W	780	1,160	1,320
Sound Pressure Level (cooling/heating)	dB(A)	46/46	49/48	50/50
Operating Range - Cooling (outdoor-db)	°F	14 - 109	14 - 109	14 - 109
Operating Range - Heating (outdoor-db)	°F	-4 - 75	-4 - 75	-4 - 75
Operation Current - Cooling	A	3.1	4.3	5.64
Operation Current - Heating	A	4.04	5.64	6.36
Max. Piping Length	ft.	33	33	33
Max. Height Difference	ft.	26	26	26
Dimensions (H x W x D)	in.	← 22 3/8 X 31 9/32 X 11 7/32 →		
Weight	lbs.	99	99	99



Introducing Pichon-Kun

A mascot that represents Daikin's innovative thrust into the future. Created in Japan, this dew droplet represents the fresh, natural, and eco-friendly nature of Daikin's products.



High Energy Efficiency and Low Estimated National Average Annual Operating cost*

	9,000Btu/h Class	12,000Btu/h Class	15,000Btu/h Class
SEER	22	22	21
EER	15.8	14	12.9
Cooling cost	\$44	\$59	\$77
HSPF	11	10.55	10
COP	4.51	4.04	3.99
Heating cost	\$157	\$246	\$346

* All data is based on ARI 210/240 performance values



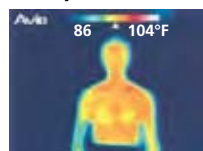
All Quaternity systems qualify for the U.S. Governments Tax Rebate Stimulus package.

DEHUMIDIFICATION
without lowering the temperature

Dehumidification has many beneficial effects on comfort levels. During the summer, where there is an infiltration of high humidity ambient air, even during mild ambient conditions, the room can feel very hot and stuffy. With "Quaternity controlled dehumidification" the system controls the indoor humidity level by mixing the cool dry air with warm air via its intelligent indoor heat exchanger technology. Also, this feature prevents inefficient overcooling, which helps to save on energy use.

Without Quaternity

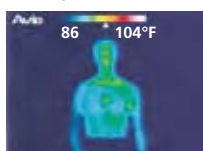
Room temperature 77°F
Humidity 80%



UNCOMFORTABLE
Hot and stuffy with high humidity.



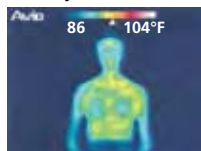
Room temperature 70°F
Humidity 45-50%



COLD DRAFT
The room is over cooled down to 70 °F to achieve satisfactory dehumidification. It results in an uncomfortable cold sensation.

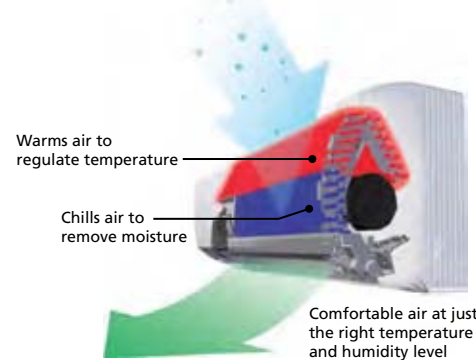


Room temperature 77°F
Humidity 50%



COMFORTABLE
Decreasing humidity while maintaining the temperature increases comfort.

How is the Quaternity Dry Operation Achieved?



The evaporator of the indoor unit is divided into two sections and solenoid valves are provided in between. In cooling mode, the expansion valve between the condenser and the evaporator works to send low-pressure refrigerant to the indoor side, but in Quaternity Dry Operation, the expansion valve is kept open and a part of the indoor unit is used as a condenser by working the solenoid valve.

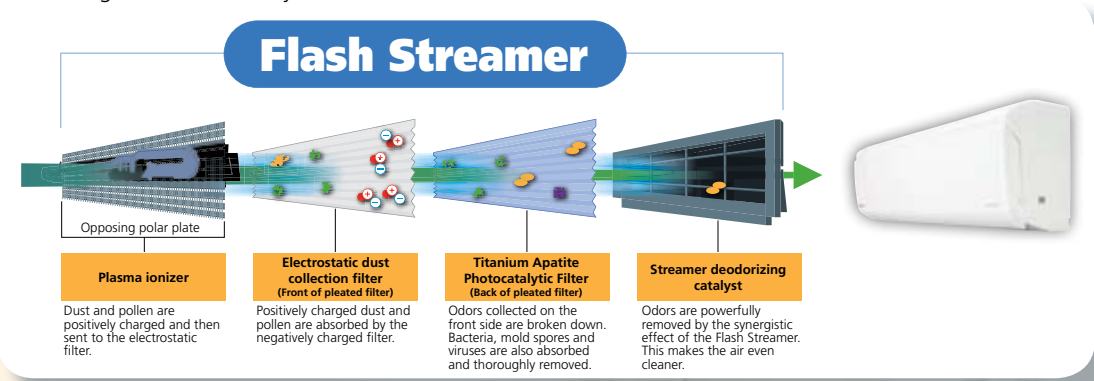
Purifies and removes allergens from the air

Increased indoor air quality with Daikin Flash Streamer technology

Flash Streamer technology is proven to deliver over 1,000 times faster purification versus normal "plasma" type systems.

Air is a transportation device for microorganisms which can cause infections or allergic reactions. A method to reduce the effect of microorganisms is to reduce the amount of time a person is exposed to them. This can be achieved with filtration but sometimes the wrong type of filtration can act as a breeding ground for the microorganisms. This is why Quaternity uses a multi-stage filtration and air cleaning system which incorporates the "Flash Streamer" to break down and decompose the microorganisms in a timely manner.

Did you know?
Using both the Flash Streamer and Titanium Apatite filter together produces a photocatalyst two times more powerful than direct UV light.

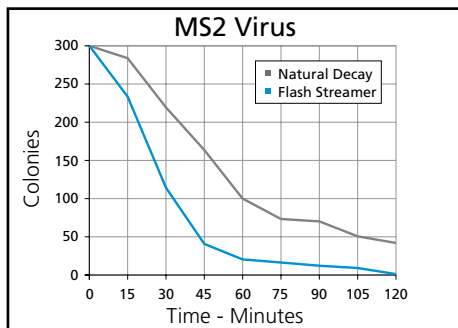


How is Quaternity Air Purification done?

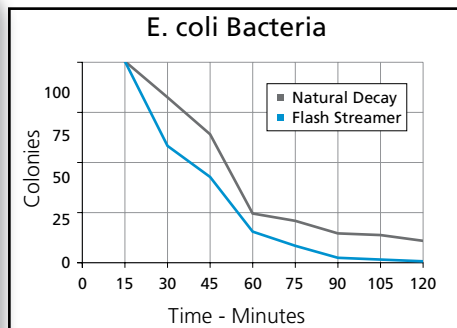
The multi layered air purifying function powerfully decomposes and removes molecules of allergens and odors. In the indoor unit, the air will be filtered out of dust and pollen and the photocatalytic air purification filter will further decompose odors. The streamer discharges high energy electrons which analyzes, powerfully decomposes and removes molecules of allergens, odors, unwanted bacteria, and other hazardous chemical material by collision with high-speed electrons discharged from streamer unit.



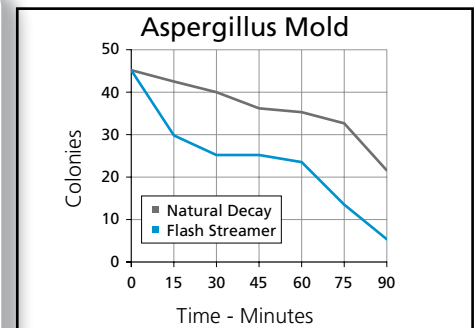
Independent laboratory testing was conducted on the Flash Streamer module in the United States showing the following results:



The MS2 coliphage was used to simulate a virus; this is an extensively studied method and is used as an indicator of a virus survival. It was released into the space and the Flash Streamer was activated. This was then compared to the same concentration of MS2 and the decomposition with natural ventilation. Within 120 minutes, 95.2% reduction compared to natural ventilation was observed.



The same test was carried out for E. coli and a reduction rate of 91% was realized.




The mold Aspergillus which grows in high moisture climates was tested with the same method and achieved a reduction rate from natural ventilation of 75% over a 90 minute period.

Advanced functions



Comfortable mode

In heating mode, the warm air is directed straight downward to your feet. In cooling mode, the cool air descends from the ceiling gradually throughout the entire room. The comfortable mode prevents air from blowing directly on the skin, which provides a gentle and comfortable environment.



Cooling breeze operation

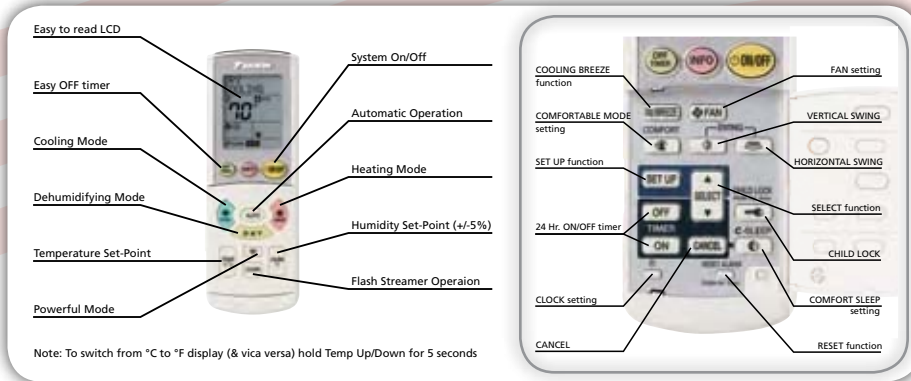
The outflow sways gently up and down in a 1Hz rhythm. This frequency provides a comfortable cool breeze that feels natural and makes the room feel cool even though the temperature is set higher.



Comfort sleep operation

This feature controls the indoor temperature while you are asleep, helping to produce the pattern of body temperatures most conducive to restful sleep.

The comfortable sleep program controls the temperature in a V-shaped pattern. (Assuming 6 hours of sleep)



Air purifying operation

The air purifying function can be used alone or in combination with heating or cooling operation. It effectively cleans the air, eliminating microorganisms as well as unpleasant odors.



Temperature and humidity level information display

Using the INFO button on the remote control, you can display the current indoor temperature and humidity level. The display serves as a reference during humidifying or dehumidifying operation and allows detailed checking of the humidity level to help you prevent mold or dust mite proliferation.



Countdown off timer

Set the time until Quaternity will switch off (up to 9 ½ hours earlier) with the touch of a single button.



Child proof lock

This function allows to lock the operation of the system by pressing a button on the remote control. The setting is controlled using the SET UP button.



Multi-colored indicator

The color of the indicator lamp on the indoor unit changes to match the current operating mode. It always shows the current mode even when operation is set to automatic.

Function List

Humidity Control

- Dehumidification function
- Dry cooling operation

Comfortable Airflow

- Cooling breeze operation
- Comfortable mode
- Power-airflow dual flaps
- Wide-angle louvers
- Vertical auto-swing (up and down)
- Horizontal auto-swing (left and right)
- 3-D airflow

Comfort Control

- Comfort sleep operation
- Auto fan speed
- Indoor unit quiet operation
- Automatic operation

Lifestyle Convenience

- Multi-colored indicator
- Monitor brightness setting
- Temperature & humidity level information display
- Child proof lock
- Inverter powerful mode
- Indoor unit on/off switch

Cleanliness

- Air purifying operation
- Titanium apatite photocatalytic air-purifying filter
- Air supply filter
- Flash streamer air purifying
- Mold proof air filter
- Wipe-clean flat panel
- Filter cleaning indicator
- Mold proof stick

Timers

- Countdown off timer
- 24-hour on/off timer
- Night set mode

Worry Free


- Auto-restart after power failure
- Self-diagnosis with digital display
- Anticorrosion treatment of outdoor heat exchanger fins



Multi-Split Systems



FTXS/CTXS



FDXS



2MXS



4MXS

Savings on Every Level

A Daikin Multi-Split System can serve from two to four rooms using only one outdoor unit, and allows individual control of the air conditioning in each room.

On top of the savings generated from the flexibility of Daikin's Multi-Split systems, further cost reductions are achieved from the energy efficient benefits of Daikin's Inverter Technology offering outstanding energy efficiency with SEER ratings up to 19.5.

Flexible Product Range

Select from Daikin's extensive range of wall-mounted or ducted indoor fan coil units to cool or warm your home.

The flat panel design of the wall-mounted units will complement your interior decor, while the slim shape of the ducted units are barely noticeable when installed in a ceiling.

2 zones, 3 zones or 4 zones

Indoor Units — Slim Duct Built-In Units

Model		FDXS09DVJU	FDXS12DVJU
Refrigerant		R-410A	R-410A
Rated Capacity* Nom.	Btu/h	9kBtu/h Class	12kBtu/h Class
Moisture Removal	Pt/h	2.5	4
Airflow-Dry and Wet (H/M/L)	cfm	305-280-260	305-280-260
Sound Pressure-Cooling (H/M/L)	dB(A)	35/33/31	35/33/31
Sound Pressure-Heating (H/M/L)	dB(A)	35/33/31	35/33/31
Condensate Drain Connection (O.D.)	in.	φ 1-1/32	φ 1-1/32
Dimensions (H x W x D)	in.	← 7 7/8 x 27 9/16 x 24 7/16 →	
Weight	lbs.	47	47
Wireless Remote Controller (standard)		ARC433A63	ARC433A63
Wired Remote Controller (optional) with 26 ft. cable		BRC944B2_A08	BRC944B2_A08
Optional Condensate Pump		DACA-CP1-1	DACA-CP1-1



Indoor Units — Wall Mounted Units

Model		CTXS09HVJU		CTXS12HVJU		FTXS15HVJU		FTXS18HVJU	
		Cooling	Heating	Cooling	Heating	Cooling	Heating	Cooling	Heating
Refrigerant	Type	R-410A		R-410A		R-410A		R-410A	
Front Panel Color		Off-White		Off-White		Off-White		Off-White	
Rated Capacity* Nom.	Btu/h	9kBtu/h Class		12kBtu/h Class		15kBtu/h Class		18kBtu/h Class	
Moisture Removal	Pt/h	n/a		n/a		3.4		4.3	
Airflow H/M/L	cfm	388/335/283	400/357/314	388/335/283	400/357/314	519/436/353	515/459/402	549/476/402	609/529/448
Sound Pressure Level (H/M/L)	dB(A)	44/40/35	44/39/34	45/41/36	45/40/35	45/41/36	44/40/35	45/41/36	44/40/35
Condensate Drain Connection (O.D.)	in.	φ 11/16		φ 11/16		φ 11/16		φ 11/16	
Dimensions (H x W x D)	in.	← 11-7/16x31-5/16x9-3/8 →		← 11-7/16x41-5/16x9-3/8 →		← 11-7/16x41-5/16x9-3/8 →		← 11-7/16x41-5/16x9-3/8 →	
Weight	lbs.	29		29		38		38	
Wireless Remote Controller (standard)		ARC452A9		ARC452A9		ARC452A9		ARC452A9	
Wired Remote Controller (optional) with 26 ft. cable		BRC944B2_A08		BRC944B2_A08		BRC944B2_A08		BRC944B2_A08	
Optional Condensate Pump		DACA-CP1-1		DACA-CP1-1		DACA-CP1-1		DACA-CP1-1	

Outdoor Units

Model		2MXS18GVJU	4MXS32GVJU
Capacity* Nom.	Btu/h	18,000 Btu/h Class	32,000 Btu/h Class
Casing Color		Ivory White	Ivory White
Power Source		1ph 208-230V 60Hz	1ph 208-230V 60Hz
Max. Fuse Size	Amps	20	20
Starting Current (208/230V)	Amps	9.1/8.3	15.3/13.8
Compressor Type		Hermetically Sealed Swing Type	Hermetically Sealed Swing Type
Compressor Motor Output	W	1,380	1,920
Power Consumption-Cooling	W	Refer to Engineering Data	Refer to Engineering Data
Power Consumption-Heating	W	Refer to Engineering Data	Refer to Engineering Data
Operating Current-Heating	A	Refer to Engineering Data	Refer to Engineering Data
Operating Current-Heating	A	Refer to Engineering Data	Refer to Engineering Data
Sound Pressure Level (Cooling/Heating)	dB(A)	50/51	52/54
Dimensions (H x W x D)	in.	28-15/16x32-1/2x11-13/16	30-5/16x35-7/16x12-5/8
Weight	lbs.	139	168
Operating Range-Cooling (outdoor-db)	°F	14-115	14-115
Operating Range-Heating (outdoor-db)	°F	5-60	5-60
Pipe Connections-Liquid (flare type)	in.	φ 1/4x2	φ 1/4x4
Pipe Connections-Gas (flare type)	in.	φ 3/8x2	φ 3/8x1, φ 1/2x1, φ 5/8x2
Refrigerant	Type	R-410A	R-410A
Refrigerant Charge	lbs.	5.73	6.83
Max. Piping Length - Total	ft.	164	230
Max. Piping Length - One Room	ft.	82	82
Piping Length (no add'l refrigerant)	ft.	98.4	131.6
Amount of Additional Charge	oz/ft	0.22	0.22
Max. Installation Height Difference ft. (btwn Indoor Unit & Outdoor Unit)		49.2	49.2
	ft. (btwn Indoor Units)	24.6	24.6

Notes: 1. For Capacity (*) information refer to the Combinations on page 16
2. The data listed is based on the following conditions:

Condition	Cooling	Heating
Indoor	80°FDB/67°FWB	70°FDB/60°FWB
Outdoor	95°FDB/75°FWB	47°FDB/43°FWB

Controllers (Options)

Central Remote Controller	DCS302C71
Unified On/Off Controller	DCS301C71
Schedule Timer	DST301BA61
Interface Adaptor for DIII-NET use	KRP928B2S
Wired Remote Controller	BRC944B2_A08

Certified Efficiency Performance Values									
System	Combined With	Nominal Cooling Capacity	EER	SEER	Nominal Heating Capacity	COP	Low Heating Capacity	COP	HSPF
		Btu/h	95 °F		Btu/h	47 °F	Btu/h	17 °F	
2MXS18GVJU	Non Ducted Indoor Unit	18,000	12.60	19.50	22,000	3.40	13,500	2.70	9.20
	Ducted Indoor Unit	16,000	9.00	13.00	22,000	2.90	13,100	2.20	7.70
	Mixed Ducted and Non Ducted Indoor Unit	17,000	10.80	16.30	22,000	3.15	13,300	2.45	8.50
4MXS32GVJU	Non Ducted Indoor Unit	30,600	10.30	17.60	32,000	3.40	22,200	2.30	9.30
	Ducted Indoor Unit	29,000	8.40	13.30	30,400	3.00	21,000	2.10	7.90
	Mixed Ducted and Non Ducted Indoor Unit	29,800	9.35	15.25	31,200	3.20	21,600	2.20	8.60

Per AHRI, the certified ratings for variable-speed, multi-split systems are valid for all combinations of indoor units (based on combination types) with the specific outdoor unit listed above and in the AHRI Directory of Certified Equipment. Visit www.AHRIDirectory.org for further details and independent verification.

- Any system that is a combination of ALL NON-DUCTED (CTXS and FTXS) indoor units achieves the SEER/EER/COP/HSPF listed on the Non Ducted Indoor Unit line.
- Any system that is a combination of ALL DUCTED (FDXS) indoor units achieves the SEER/EER/COP/HSPF listed on the Ducted Indoor Unit line.
- Any system that is a combination of MIXED DUCTED and NON-DUCTED indoor units achieves the SEER/EER/COP/HSPF listed on the Mixed Ducted & Non Ducted Indoor Unit line.



Combination of
2MXS18GVJU and
2 x CTXS09HVJU
is Energy Star rated

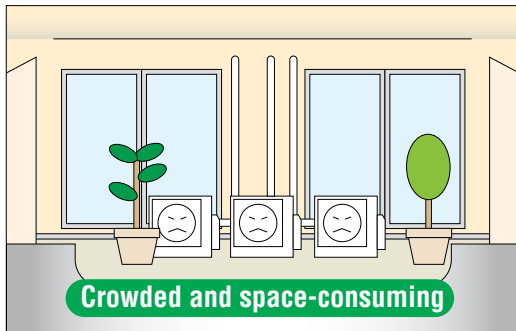


Reduced Installation Space

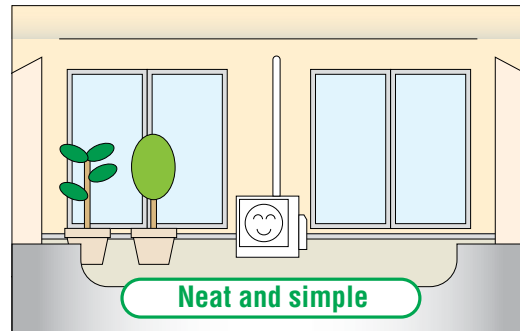
Daikin's range of multi-split systems is ideal for installations where space for outdoor units is limited.

Reduced installation space keeps your home exterior beautiful, by connecting up to four indoor units to one outdoor unit.

For 3 split-type units

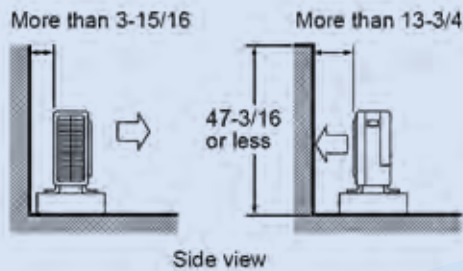


Three outdoor units



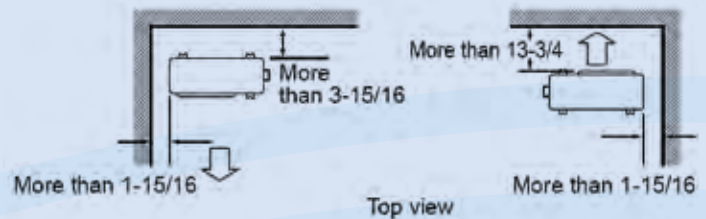
One outdoor unit

Wall facing one side



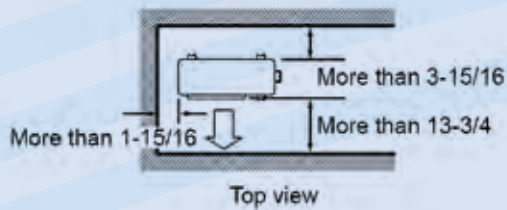
Side view

Wall facing two sides



Top view

Walls facing three sides



Top view





The ultimate duct-free solution for restaurants, shops, small offices, data rooms and more light commercial projects. Also great for large residential bonus rooms.

Ranging from 18,000 Btu/h to 42,000 Btu/h, the innovative SkyAir system is designed to quietly blend into the ambience of shops, restaurants, small offices or home environments.

With a choice of a wall mounted, 4-way cassette or ceiling suspended indoor units and a long piping length of up to 230 ft., the system allows a greater flexibility of installation.



Wall mounted unit – FAQ or FTXS

Daikin's wall-mounted units are ideal for cooling or heating smaller zones such as hotel rooms, stores, computer rooms and restaurants. The compact, stylish design lets the unit blend discreetly into any interior design, and airflow can be sent in any of five different directions and programmed via remote control.



Ceiling mounted unit - FCQ

From corner stores to offices, classrooms to hospital wards, Daikin's elegant ceiling-mounted cassette units provide low-noise, customizable comfort. Airflow can be sent in any of four directions, and the ability to shut down one or two sides allows for easy corner installation.



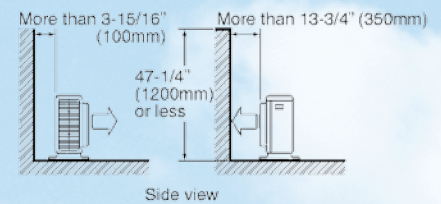
Ceiling suspended unit - FHQ

With its slim, elegant design, the FHQ ceiling suspended unit is a great fit for any light commercial space. Wide air openings provide a comfortable airflow and a silent stream fan ensures quiet operation, making it ideal for retail stores, restaurants, classrooms and conference rooms.

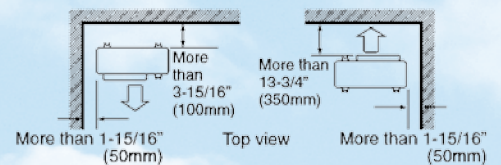
Outdoor Unit Installation Space

**RZQ18PVJU / RZQ24PVJU / RZQ30PVJU
RXS30HVJU / RXS36HVJU**

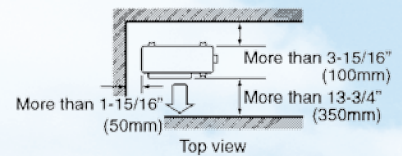
Wall facing one side



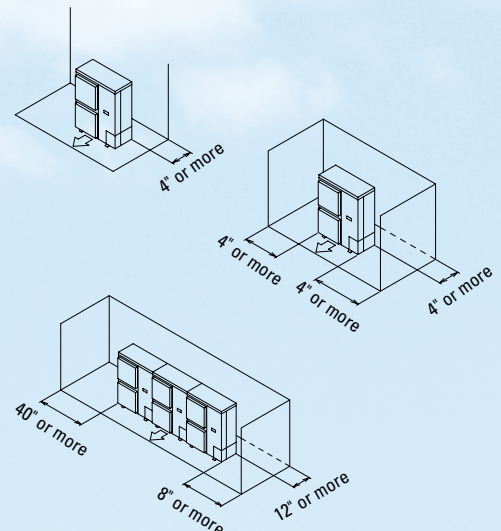
Walls facing two sides




Walls facing three sides



RZQ36MVJU / RZQ42MVJU



FAQ/FTXS Wall Mounted Indoor Units



FAQ18PVJU
FAQ24PVJU



BRC1D71
7-Day Programmable
Wired Remote Controller
(standard with FAQ)



FTXS30HVJU
FTXS36HVJU



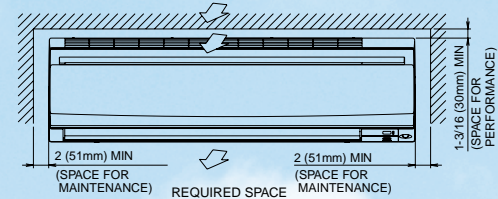
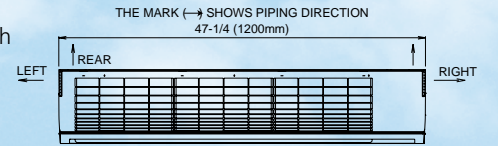
ARC452A6
Wireless Remote Controller
(standard with FTXS)

The wall mounted units provide a heating and cooling solution that blends in discreetly with any commercial space or home design and run quietly, too. The system can be installed in a single day of work; the installation is facilitated by an integrated mounting plate and only a 3" opening through the wall is necessary to run the copper piping and wiring. Automated louvers distribute an equal flow of air throughout the space efficiently to deliver absolute comfort to workers and customers.

- Power airflow dual flaps and auto swing louvers
- Standard wireless controller (FTXS, optional with FAQ)
- Optional condensate pump

FTXS Features

- Quick warming function
- Wide angle louvers
- Titanium Apitite Photocatalytic Air-Purifying Filter
- 3-D airflow and comfort airflow modes
- Powerful mode can be selected for rapid cooling and/or heating
- Intelligent Eye - occupancy sensor



FCQ 4-Way Ceiling Mounted Cassette Units



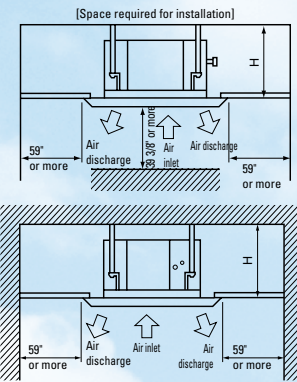
FCQ



BRC1D71
7-Day
Programmable
Wired Remote
Controller
(standard)

An attractive solution for customized comfort, the FCQ fits virtually flush into false ceilings, leaving maximum floor and wall space for furniture, decoration and fittings. Quiet and energy efficient, it features adjustable airflow distribution for ceiling heights up to 13.8 ft. without loss of capacity.

- Draft prevention and ceiling stain prevention technology
- Choice of eight airflow distribution patterns for individual comfort
- Integration of outside air possible using knock out provided
- Flexible installation
- Optional flap shutoff allows easy installation in corners
- Standard built-in condensation pump (lift up to 21 in.)
- Optional wireless controller



FHQ Ceiling Suspended Units



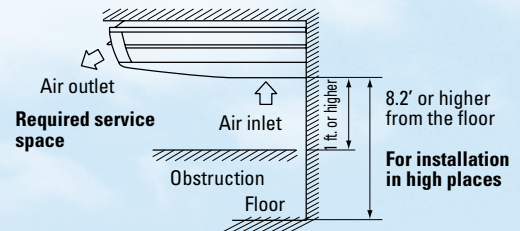
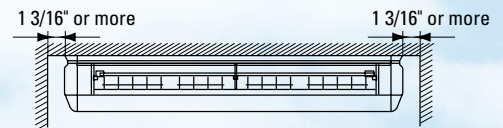
FHQ



BRC1D71
7-Day
Programmable
Wired Remote
Controller
(standard)

Ideal for rooms without false ceilings, the unit installs directly against the ceiling. Designed for maximum efficiency all around, the FHQ delivers consistent heating and cooling comfort in rooms up to 12.5 ft. ceiling heights without loss of capacity.

- Auto-swing capability with 100° airflow pattern
- Quietly distributes airflow in all directions
- Lateral servicing space allows installation in corners, narrow spaces, walls and ceilings
- Concealed piping enhances decor
- Optional wireless controller
- Optional condensate pump



RZQ/RXS Outdoor Units



Inside SkyAir's space-saving design is a powerhouse with the capacity to meet most light commercial applications. Daikin's inverter technology combines precise temperature control and superior energy efficiency with quiet operation.

- Available from 18,000 Btu/h to 42,000 Btu/h
- Low temperature cooling operation possible (0°F)
- Up to 230 ft. piping length allows flexible placement of indoor unit
- Maximum height separation of up to 164 ft.
- Self-diagnostic capabilities provide added reliability
- Pair with either FAQ, FTXS, FCQ or FHQ indoor ceiling units (see chart on next page)
- Possible to mount on wall brackets



Indoor Units - FAQ_PVJU and FTXS_HVJU Wall Mounted Units (208 - 230V / 1Ph / 60Hz)

 FAQ18PVJU FAQ24PVJU FTXS30HVJU FTXS36HVJU	Model		FAQ18PVJU	FAQ24PVJU	FTXS30HVJU	FTXS36HVJU	
	Cooling Capacity (min. - nom. - max.)	Btu/h	*-18,000 - 18,000	*-24,000 - 24,000	10,200 - 30,000 - 30,000	10,200 - 36,000 - 36,000**	
	Heating Capacity (min. - nom. - max.)	Btu/h	*-20,000 - 20,000	*-26,000 - 26,000	10,200 - 34,800 - 34,800	10,200 - 38,000 - 38,000**	
	Moisture Removal	Pt/h	*	*	*	*	
	Airflow-Dry (H/M/L/SL)	cfm	500*/400*	635*/470/*	706/611/519/473	770/635/519/473	
	Sound Pressure Level - Cooling (H/M/L)	dB(A)	43*/1*	47*/1*	47/45/40	49/45/40	
	Sound Pressure Level - Heating (H/M/L)	dB(A)	43*/1*	47*/1*	47/44/38	49/44/38	
	Piping connections	Liquid (O.D.)	in.	φ 3/8	φ 3/8	φ 3/8	φ 3/8
		Gas (O.D.)	in.	φ 5/8	φ 5/8	φ 5/8	φ 5/8
		Condensate (O.D.)	in.	φ 11/16	φ 11/16	φ 11/16	φ 11/16
Unit Dimensions (H x W x D)	in.	← 11 3/8 x 41 3/8 x 9 →		← 13 13/32 x 47 3/16 x 9 13/32 →			
Weight	lbs.	31	31	40	40		

Indoor Units - FCQ_PVJU and FCQ_MVJU Ceiling Mounted 4-Way Cassette Units (208 - 230V / 1Ph / 60Hz)

FCQ	Model		FCQ18PVJU	FCQ24PVJU	FCQ30PVJU	FCQ36MVJU	FCQ42MVJU	
	Cooling Capacity (nom.)	Btu/h	18,000	24,000	30,000	36,000	40,500	
	Heating Capacity (nom.)	Btu/h	20,000	27,000	34,000	39,500	41,500	
	Moisture Removal	Pt/h	*	*	*	*	*	
	Airflow-Dry (H/L)	cfm	790/670	790/670	900/790	950/790	1,030/870	
	Sound Pressure Level - Cooling (H/L)	dB(A)	42/*	42/*	42/*	44/*	46/*	
	Sound Pressure Level - Heating (H/L)	dB(A)	42/*	42/*	42/*	44/*	46/*	
	Piping connections	Liquid (O.D.)	in.	φ 3/8	φ 3/8	φ 3/8	φ 3/8	φ 3/8
		Gas (O.D.)	in.	φ 5/8	φ 5/8	φ 5/8	φ 5/8	φ 5/8
		Condensate (O.D.)	in.	φ 1 1/4	φ 1 1/4	φ 1 1/4	φ 11/16	φ 11/16
Dimensions (H x W x D)	in.	← 11-3/8 x 33-3/8 x 33-3/8 →						
Weight (including panel)	lbs.	84	84	84	85	85		

Indoor Units - FHQ_PVJU and FHQ_MVJU Ceiling Suspended Units (208 - 230V / 1Ph / 60Hz)

FHQ	Model		FHQ18PVJU	FHQ24PVJU	FHQ30PVJU	FHQ36MVJU	FHQ42MVJU	
	Cooling Capacity (nom.)	Btu/h	18,000	24,000	30,000	36,000	40,500	
	Heating Capacity (nom.)	Btu/h	20,000	27,000	34,000	37,500	39,500	
	Moisture Removal	Pt/h	*	*	*	*	*	
	Airflow-Dry (H/L)	cfm	790/670	790/670	790/670	830/670	850/700	
	Sound Pressure Level - Cooling (H/L)	dB(A)	45/*	45/*	45/*	46/*	47/*	
	Sound Pressure Level - Heating (H/L)	dB(A)	45/*	45/*	45/*	46/*	47/*	
	Piping connections	Liquid (O.D.)	in.	φ 3/8	φ 3/8	φ 3/8	φ 3/8	φ 3/8
		Gas (O.D.)	in.	φ 5/8	φ 5/8	φ 5/8	φ 5/8	φ 5/8
		Condensate (O.D.)	in.	φ 1	φ 1	φ 1	φ 11/16	φ 11/16
Dimensions (H x W x D)	in.	← 7-11/16 x 62-5/8 x 26-3/4 →						
Weight	lbs.	90	90	90	90	90		

Outdoor Units - RZQ_PVJU and RZQ_MVJU Heat Pump (Refer to table below for connection models) (208 - 230V / 1Ph / 60Hz)

 RZQ18PVJU RZQ24PVJU RZQ30PVJU RZQ36MVJU RZQ42MVJU	Model		RZQ18PVJU	RZQ24PVJU	RZQ30PVJU	RZQ36MVJU	RZQ42MVJU
	Connects with		FAQ18PVJU FCQ18PVJU FHQ18PVJU	FAQ24PVJU FCQ24PVJU FHQ24PVJU	FCQ30PVJU FHQ30PVJU	FCQ36MVJU FHQ36MVJU	FCQ42MVJU FHQ42MVJU
	Rated Capacity	Btu/h	18,000	24,000	30,000	36,000	42,000
	Compressor Type		← Hermetically sealed swing type compressor →			← Hermetically sealed scroll type compressor →	
	Energy Efficiency	SEER	13	13	13	13	13
	Energy Efficiency	HSPF	7.7	7.7	7.7	7.7	7.7
	Power Consumption - Cooling	W	*	*	*	*	*
	Power Consumption - Heating	W	*	*	*	*	*
	Sound Pressure Level - Cooling/Heating	dB(A)	48/49	49/51	51/51	58/58	58/58
	Operating Range - Cooling (outdoor-db)	°F	23-115	23-115	23-115	14-115	14-115
	Operating Range - Cooling (outdoor-db) (with optional wind baffle)	°F	0-115	0-115	0-115	0-115	0-115
	Operating Range - Heating (outdoor-db)	°F	0 - 77	0 - 77	0 - 77	0 - 77	0 - 77
	Operation Current - Cooling and Heating	A	7.37	10.57	16.27	22.5	23.3
	Max. Piping Length	ft.	150	150	150	230	230
	Max. Height Difference	ft.	98	98	98	164	164
	Dimensions (H x W x D)	in.	← 30-5/16 x 35-7/16 x 12-5/8 →			← 52-15/16 x 35-7/16 x 12-5/8 →	
	Weight	lbs.	150	150	150	310	310





Outdoor Units - RXS_HVJU Heat Pump For use with FTXS_HVJU Models (208 - 230V / 1Ph / 60Hz)

RXS	Model		RXS30HVJU	RXS36HVJU
	Connects with		FTXS30HVJU	FTXS36HVJU
	Rated Capacity	Btu/h	30,000	36,000
	Compressor Type		← Hermetically sealed swing compressor →	
	Energy Efficiency	SEER	17	16.2
	Energy Efficiency	HSPF	8.3	8.3
	Power Consumption - Cooling (combined with FTXS_HVJU)	W	2,800**	4,300**
	Power Consumption - Heating (combined with FTXS_HVJU)	W	3,900**	4,200**
	Sound Pressure Level - Cooling/Heating	dB(A)	54/55	54/55
	Operating Range - Cooling (outdoor-db)	°F	14 - 115	14 - 115
	Operating Range - Cooling (outdoor-db) (with optional wind baffle)	°F	0 - 115	0 - 115
	Operating Range - Heating (outdoor-db)	°F	5 - 75	5 - 75
	Operating Range - Heating (outdoor-db) (with optional wind baffle)	°F	0 - 75	0 - 75
	Operation Current - Cooling	A	12.2**	18.8**
	Operation Current - Heating	A	17.1**	18.4**
	Max. Piping Length	ft.	100	100
	Max. Height Difference	ft.	66	66
	Dimensions (H x W x D)	in.	← 39 x 37 x 12-19/32 →	
Weight	lbs.	176	176	



* Information not available at time of press ** These values are based on 230V

SkyAir Controllers and Accessories

Individual Zone Controllers				
	7-Day Programmable Wired Remote Controller BRC1D71 (use with RZQ)	Wireless Remote Controller BRC7C812 BRC7E83	Wired Remote Controller BRC944B2	Wireless Remote Controller ARC452A6 (use with FTXS)
Model				
No. of Units Controllable	← 1 Group/16 Units →		1 Unit	1 Unit
Operation	Start/Stop	✓	✓	✓
	Operation Mode	✓	✓	✓
	Temperature Setting	✓	✓	✓
	Set-Point Range	60°-90°F	60°-90°F	64°-90°F
	Permit/Prohibit Selection	✓		
	Fan Speed	✓	✓	✓
Monitoring	Airflow Direction	✓	✓	✓
	Status	✓	✓	✓
	Malfunction Flashing	✓	✓	✓
	Malfunction Content	✓	✓	✓
	Filter Sign	✓		
	Operation Mode	✓	✓	✓
	Temperature Setting	✓	✓	✓
	Permit/Prohibit Selection	✓		
	Fan Speed	✓	✓	✓
	Airflow Direction	✓	✓	✓
Scheduling	Weekly	7		7
	Timed Starts/Stops Per Day	5		4
	No. of Weekly Schedules			28
	Auto ON/OFF Timer	✓	✓	✓
Data	Error History			
	Field Setting Mode	✓	✓	
	Group Setting	✓		
	7-Day Time Clock	✓		✓
	5-Temperature Setpoints Per Day	✓		
	Minimum Night Setting	✓		
	Maximum Day Setting	✓		
	Night Set-Back Function	✓		
	Home Leave Function	✓		
	Auto Restart	✓		✓

SPECIFICATIONS OF CABLE (FOR BRC1D71 ONLY)

TYPE	2-conductor, stranded, non-shielded copper cable / PVC or vinyl jacket
SIZE	AWG18-2
TOTAL LENGTH	1,640 ft.



**7-Day Programmable
Wired Remote Controller -
BRC1D71**

Optional Controllers	
Description	Part Number
Central Remote Controller (Fahrenheit) (An Interface Adaptor KRP928B25 is also required for each indoor unit)	DCS302C71
Central Remote Controller (Celsius)	DCS302CA61
Unified ON/OFF Controller (An Interface Adaptor KRP928B25 is also required for each indoor unit)	DCS301C71
Schedule Timer Controller (An Interface Adaptor KRP928B25 is also required for each indoor unit)	DST301BA61



**Optional
Condensate Pump -
DACA-CP1-1**



**Optional
Condensate Pump -
DACA-CP2-1**

FTXS30/36HVJU Indoor Unit Accessories

Description	Part Number
Wired Remote Controller (26ft. cord included)	BRC944B2_A08
Centralized Control Board-Up to 5 Rooms (Wiring adaptor KRP413A15 is also required for each indoor unit)	KRC72
Wiring Adaptor for Timer Clock/ Remote Controller (Normal Open Pulse Contact / Normal Open Contact) (Timer Clock and other devices; obtained locally)	KRP413A15
Interface Adapter to connect an optional controller	KRP928B25
Titanium Apatite Photocatalytic Air-purifying Filter (without frame) (Standard accessory)	KAF970A48
The Remote Controller Loss Prevention with the Chain	KKF910A4
Optional Condensate Pump	DACA-CP2-1

RXS Outdoor Unit Accessories

Description	Part Number
Drain Plug (Standard Accessory)	KKP945A4
Air Direction Adjustment Grille	KPW5E112

FAQ18/24PVJU Indoor Unit Accessories

Description	Part Number
Remote Sensor	KRCS01-1
Optional Condensate Pump	DACA-CP1-1

FCQ Indoor Unit Accessories

Description	Part Number
65% Calorimeter Filter (FCQ24, FCQ30, FCQ36, FCQ42)	KAFJ552K160
90% Calorimeter Filter (FCQ24, FCQ30, FCQ36, FCQ42) - MERV 12	KAFJ553K160
Filter Chamber for above	KDDFP55D160
Ultra-Long Life Filter	KAFP55D160
Long Life Replacement Filter (non-woven type)	KAFJ55K160H
Fresh Air Intake Kit without T pipe	KDDP55D160
Panel Spacer with T pipe	KDBJ55K160W
Fresh Air Intake Kit	KDDP55D160K
Remote Sensor	KRCS01-1
Decoration Panel	BYC125K-W1

FHQ Indoor Unit Accessories

Description	Part Number
Replacement Long-Life Filter (Resin Net)	KAFJ501D160
L-Type Piping Kit (for Upward Direction)	KHFP5M160
Remote Sensor	KRCS01-1
Optional Condensate Pump (FHQ18PVJU, FHQ24PVJU)	DACA-CP1-1
Optional Condensate Pump (FHQ30PVJU, FHQ36MVJU, FHQ42MVJU)	DACA-CP2-1

RZQ Outdoor Unit Accessories

Description	Part Number
Central Drain Plug	KKPJ5F180
Fixture for Preventing Overturning	KPT-60B160
Wire Fixture for Preventing Overturning	K-KYZP15C
Low ambient wind baffle	KPW5E80

Electrical

Description	Part Number
Wiring Adaptor PCB (FCQ) (interface with aux/primary heater, humidifier, OA damper/fan, etc.)	KRP1B72
Wiring Adaptor PCB (FHQ) (interface with aux/primary heater, OA damper/fan, etc.)	KRP1B73
Group Control Adaptor PCB (FHQ) (connects to external BMS)	KRP4A72
Group Control Adaptor PCB (FCQ) (connects to external BMS)	KRP4A73
Adaptor PCB Installation Box (FCQ w/ KRP1B72/ KRP4A73) (up to two adaptors can be installed in KRP1B98 and only one KRP1B98 is installed in the FCQ)	KRP1B98
Adaptor PCB Installation Plate (FHQ w/ KRP4A72) (up to two adaptors can be installed in KRP1B98 and only one KRP1B98 is installed in the FCQ)	KRP1C93



WARNINGS

- Always use a licensed installer or contractor to install this product. Improper installation can result in water or refrigerant leakage, electrical shock, fire or explosion.
- Use only those parts and accessories supplied or specified by Daikin. Ask a licensed contractor to install those parts and accessories. Use of unauthorized parts and accessories or improper installation of parts and accessories can result in water or refrigerant leakage, electrical shock, fire or explosion.
- Read the User's Manual carefully before using this product. The User's Manual provides important safety instructions and warnings. Be sure to follow these instructions and warnings.

For any inquiries, contact your local Daikin sales office.



In all of us,
a green heart



Organization:
DAIKIN INDUSTRIES, LTD.
AIR CONDITIONING MANUFACTURING DIVISION

Scope of Registration:
THE DESIGN/DEVELOPMENT AND MANUFACTURE OF
COMMERCIAL AIR CONDITIONING, HEATING, COOLING,
REFRIGERATING EQUIPMENT, COMMERCIAL HEATING
EQUIPMENT, RESIDENTIAL AIR CONDITIONING
EQUIPMENT, HEAT RECLAIM VENTILATION, AIR
CLEANING EQUIPMENT, MARINE TYPE CONTAINER
REFRIGERATION UNITS, COMPRESSORS AND VALVES.



Organization:
DAIKIN INDUSTRIES
(THAILAND) LTD.

Scope of Registration:
THE DESIGN/DEVELOPMENT
AND MANUFACTURE OF AIR
CONDITIONERS AND THE
COMPONENTS INCLUDING
COMPRESSORS USED FOR THEM.



All of the Daikin Group's business
facilities and subsidiaries in Japan
are certified under the ISO 14001
international standard for
environmental management.



© 2008 Daikin Industries, Limited.

Daikin® Daikin AC Absolute Comfort®, and its design, VRV® and REFNET™ are registered trademarks of Daikin Industries, Limited. All rights reserved. LonWorks® and LON® are registered trademarks of Echelon Corporation. BACnet® is a Data Communication Protocol for Building Automation and Control Networks, developed under the auspices of the American Society of Heating, Refrigerating and Air-Conditioning Engineers (ASHRAE).



Daikin AC (Americas), Inc.
1645 Wallace Drive, Suite 110
Carrollton, TX 75006 USA
www.daikinac.com
866-4DAIKIN
972-245-1510

Dealer Information

PCSSUSE09-05B

Daikin's products are subject to continuous improvements. Daikin reserves the right to modify product design, specifications and information in this brochure without notice and without incurring any obligations.