



## List of Qualified Mitsubishi HVAC systems for Tax credit













By PACIFIC HVAC Air conditioner Authorized Mitsubishi contractor – Tel 201-266-0049

Model	CAPACITY	SEER	EER	HSPF	Energy Star	TAX-CREDIT
Wall mount <a href="#">MSY-GE09NA</a> <a href="#">MUY-GE09NA</a>	9,000 Btu	21	13.6	n/a	Yes	 ✓
Wall mount <a href="#">MSY-GE15NA</a> <a href="#">MUY-GE15NA</a>	14,000 Btu	21	13	n/a	Yes	 ✓
Wall mount <a href="#">MSZ-FE09NA</a> <a href="#">MUZ-FD09NA</a>	9,000 Btu	23	13.8	10	Yes	 ✓
Wall mount <a href="#">MSZ-FE12NA</a> <a href="#">MUZ-FD12NA</a>	12,000 Btu	22	12.5	10	Yes	 ✓
Wall mount <a href="#">MSZ-FE09NA</a> <a href="#">MUZ-FE09NA</a>	9,000 Btu	26	15.5	10	Yes	 ✓
Wall mount <a href="#">MSZ-FE12NA</a> <a href="#">MUZ-FE12NA</a>	12,000 Btu	23	12.9	10.5	Yes	 ✓
Wall mount <a href="#">MSZ-GE09NA</a> <a href="#">MUZ-GE09NA</a>	9,000 Btu	21	13.6	10	Yes	 ✓
Wall mount <a href="#">MSZ-GE12NA</a> <a href="#">MUZ-GE12NA</a>	12,000 Btu	20.25	12.5	10	Yes	 ✓
Wall mount <a href="#">MSZ-GE15NA</a> <a href="#">MUZ-GE15NA</a>	14,000 Btu	21	13	10	Yes	 ✓
Ducted unit <a href="#">SEZ-KD12NA</a> <a href="#">SUZ-KA12NA</a>	11,500 Btu	16	12.5	10	Yes	 ✓
Ducted unit <a href="#">SEZ-KD18NA</a> <a href="#">SUZ-KA18NA</a>	17,200 Btu	17.5	12.5	10	Yes	 ✓

## Single Zone Continue Air conditioner /Heat Pump

Model	CAPACITY	SEER	EER	HSPF	Energy Star	TAX-CREDIT
Ceiling cassette <a href="#">PLA-A36BA</a> <a href="#">PUZ-HA36NHA2</a>	34,000 Btu	17	12.6	10	Yes	
Ceiling cassette <a href="#">PLA-A36BA4</a> <a href="#">PUZ-HA36NHA4</a>	34,000 Btu	17	12.6	10	Yes	
Ducted unit PEA-A18AA (x2) PUZ-HA36NHA2	34,000 Btu	16.8	12.5	10.4	Yes	
Ducted unit PEA-A18AA (x2) PUZ-HA36NHA4	34,000 Btu	16.8	12.5	10.4	Yes	
Wall mount <a href="#">MSZ-FE09NA-8</a> <a href="#">MUZ-FE09NA-1</a>	9,000 Btu	26	15.5	10	Yes	
Wall mount <a href="#">MSZ-FE12NA-8</a> <a href="#">MUZ-FE12NA1</a>	12,000 Btu	23	12.9	10.5	Yes	
Wall mount <a href="#">MSZ-GE15NA-8</a> <a href="#">MUZ-GE15NA1</a>	14,000 Btu	21	13	10	Yes	
Wall mount <a href="#">MSZ-FE18NA</a> <a href="#">MUZ-FE18NA</a>	18,000 Btu	20.2	14.1	10.5	Yes	
Wall mount <a href="#">MSZ-GE24NA</a> <a href="#">MUZ-GE24NA</a>	24,000 Btu	19	12.5	10	Yes	

## Multi Zone Air conditioner /Heat Pump

Model	CAPACITY	SEER	EER	HSPF	Energy Star	TAX CREDIT
<b>Wall mount</b> <a href="#">MSZ-GE09NA</a> (x2)	 20,000 Btu	18	12.5	8.9	Yes	
<b>Outdoor</b> <a href="#">MXZ-2B20NA</a>						
<b>Wall mount</b> <a href="#">MSZ-GE06NA</a> (x2)+ <a href="#">MSZ-GE09NA</a>	 22,000 Btu	17.5	12.5	9.3	Yes	
<b>Outdoor</b> <a href="#">MXZ-3B24NA</a>						
<b>Wall mount</b> <a href="#">MSZ-GE06NA</a> (x2)+ <a href="#">MSZ-GE12NA</a>	 22,000 Btu	17.5	12.5	9.3	Yes	
<b>Outdoor</b> <a href="#">MXZ-3B24NA</a>						
<b>Wall mount</b> <a href="#">PKFY-P06NBMU-E2</a> <a href="#">PKFY-P24NkMU-E2</a>	 60,000 Btu	16.7	12.5	10.6	Yes	
<b>Outdoor</b> <a href="#">PUMY-P60NKMU</a>						

Outdoor



Wall Mount



Ducted unit



Ceiling Cassette



### Pacific HVAC Air Conditioner

17 E Ivy Lane

Englewood, NJ 07631

[www.pacificairconditioner.com](http://www.pacificairconditioner.com)

[You can find Additional information on Mitsubishi Electric web](#)